

**Acton-Boxborough Regional School District**

15 Charter Road • Acton, MA 01720

978-264-4700 • www.abschools.org

TO: Interim Superintendent William McAlduff
Acton-Boxborough Regional School Committee

FROM: Deborah Bookis, Dawn Bentley

RE: LOOK Bill: Seal of Biliiteracy

DATE: November 28, 2017

On November 22, 2017, Governor Charlie Baker signed into law a bill (H 4032) that includes the Seal of Biliiteracy. This requires the Department of Elementary and Secondary Education to create Seals of Biliiteracy for high school diplomas to recognize students who are proficient in English and another language. You'll recall that we piloted that process during the 2016-17 school year, which puts us in a good position this year to fully implement the Seal of Biliiteracy.

We appreciate the ABRSC's continued support of our district efforts to recognize students who demonstrate proficiency in a variety of languages. We also wish to thank Sinikka Savukoski, World Language Department Leader, Maryann Young, English Language Education Department Chairperson, and the respective educators for their ongoing work with our students who are multilingual.

At ABRSD, our mission is to develop engaged, well-balanced learners through collaborative, caring relationships.

WELLNESS • EQUITY • ENGAGEMENT

From: Gronendyke, Katie (EEA)
Sent: Thursday, November 30, 2017 11:12 AM
To: Gronendyke, Katie (EEA)
Subject: FOR IMMEDIATE RELEASE: Baker-Polito Administration Announces 11th Annual Leading by Example Awards

13.2

Executive Office of Energy and Environmental Affairs

Charlie Baker, *Governor*
Karyn Polito, *Lt. Governor*



Matthew Beaton, *Secretary*

**FOR IMMEDIATE RELEASE:
November 30, 2017**

CONTACT
Katie Gronendyke
Katie.gronendyke@state.ma.us



Baker-Polito Administration Announces 11th Annual Leading by Example Awards

Recognitions Highlight Clean Energy Achievement in State and Local Government

BOSTON – The Baker-Polito Administration today recognized eight Massachusetts state agencies, public colleges, municipalities, and public sector individuals for their leadership in promoting clean energy and environmental initiatives with the 11th annual Leading by Example Awards. Awardees were honored for policies and programs that created significant energy and emissions reductions, renewable energy installations, water conservation, and the implementation of sustainability initiatives that reduce the environmental impacts of state and municipal operations.

The Leading by Example (LBE) program is an office of the Department of Energy Resources (DOER) and coordinates clean energy and environmental opportunities at facilities owned and operated by the Commonwealth. The awards were presented at a State House ceremony by Energy and Environmental Affairs Secretary Matthew Beaton, DOER Commissioner Judith Judson, and Division of Capital Asset Management and Maintenance Commissioner Carol Gladstone.

“Massachusetts continues to make historic advances in adopting clean energy and reducing emissions because of the commitment of our partners across state and local government,” said **Governor Charlie Baker**. “The innovations and progress made by today’s award recipients will have positive effects on the Commonwealth for generations to come.”

“Massachusetts’ colleges, universities and municipalities continually lead on energy and environmental innovation,” **said Lieutenant Governor Karyn Polito**. “Our administration is committed to ensuring that the Commonwealth continues to be an example for the positive benefits of adopting clean energy and environmental practices.”

Leading by Example efforts across state government are directly resulting in energy and environmental efficiencies and savings. The Commonwealth has increased the amount of installed solar PV at state facilities from less than 100kW in 2007 to over 21MW in 2017, reduced greenhouse gas emissions 27% since 2004, reduced the use of fuel oil at state facilities by 18 million gallons or 79% since 2006, and has constructed 72 LEED certified buildings since 2006, with 61% at the two highest levels of Gold and Platinum.

“The Leading by Example program provides our partners across state government with the tools necessary to contribute to our shared goals of reducing energy costs and meeting our Global Warming Solutions Act goals,” **said Energy and Environmental Affairs Secretary Matthew Beaton**. “The Baker-Polito Administration is committed to building up the impressive progress we’ve made as a Commonwealth towards building a cleaner, more cost-effective, and resilient energy future.”

“MassDOT appreciates the Leading by Example Award which recognizes efforts made by the Highway Division to take steps to address the most pressing environmental challenge of our generation, the reduction of greenhouse gases,” **said Transportation Secretary and CEO Stephanie Pollack**. “Since Governor Baker issued an Executive Order to strive for lower emissions in the transportation sector and elsewhere, we have launched initiatives to increase collaborations with municipal leaders, encourage the use of electric vehicles and promote more environmentally-friendly travel choices, including a more robust effort to incorporate all modes of travel in our road and bridge project designs.”

“We are very proud of these colleges’ efforts to help the Commonwealth meet its clean energy goals,” **said Education Secretary James Peyser**. “The Massachusetts College of Liberal Arts’ work to reduce greenhouse gas emissions is a very impressive accomplishment, and Roxbury Community College’s campus-wide energy project shows a dedicated commitment to good environmental practices.”

LBE Awards were presented to the Department of Fish and Game and the Massachusetts Department of Transportation’s Highway Division in the state agency category, Massachusetts College of Liberal Arts and Roxbury Community College in the public higher education category, the Town of Lexington’s Sustainable Lexington Committee and the Town of Sterling and Sterling Municipal Light Plant in the municipal category, and Kate Crosby of the Acton-Boxborough Regional School District and Alex Giannantonio, Cheryl Cushman and Karen Rasnick, of the state Office of Vehicle Management in the individual category.

“Today’s award winners are at the forefront of innovative energy program and project development that are resulting in reduced costs and emissions,” **said Department of**

Energy Resources Commissioner Judith Judson. "State and municipal entities continue to be invaluable partners with the Commonwealth as we work to meet our clean energy objectives."

"In partnership with DOER, DCAMM continues to make strides in reducing our energy footprint at our state buildings, and we are delighted to see some of these efforts recognized today," said **DCAMM Commissioner Carol Gladstone.** "These tremendous partnerships between state agencies will ensure Massachusetts remains a leader in energy efficiency."

"The Department of Fish and Game is proud to be recognized with the Leading by Example award for our efforts in promoting energy efficiency, renewable energy production, and conservation of water and open space," said **Department of Fish and Game Commissioner Ron Amidon.** "We are also very grateful for the technical and financial assistance provided by the Executive Office of Energy and Environmental Affairs and the Department of Energy Resources that informs and supports these endeavors."

State Agency Awardees

The **Department of Fish and Game** is receiving a recognition award for renewable thermal projects at several sites, collaboration with multiple state agencies to promote pollinator-friendly habitats, and for its Westborough office building with an innovative zero net energy design.

Massachusetts Department of Transportation's Highway Division is receiving a recognition award for extensive solar installations along the Mass Pike and solar canopy in Hopkinton – totaling 4.4MW, enhancing the Commonwealth's electric vehicle charging station network with charging stations at six Mass Pike service plazas, and implementing sustainable landscaping practices requiring less mowing in highway medians.

Public Higher Education Awardees

The **Massachusetts College of Liberal Arts** is receiving a recognition award for clean energy and sustainability initiatives resulting in a 19% reduction in greenhouse gas emissions despite a 14% growth in campus square footage, expansion of onsite combined heat and power systems, and elimination of potable water for landscaping.

Roxbury Community College is receiving a recognition award for the completion of a 'tri-level' energy project on campus this year that includes a 937kW solar canopy, electric vehicle charging stations, geothermal wells under the parking lot, and the use of environmentally preferable cleaning products.

Municipal Awardees

The **Town of Lexington's Sustainable Lexington Committee**, which is a Green Community, is receiving a recognition award for a home energy assessment program that has covered 25% of the town's homes this year, achieving 2.2MW of solar installed at the town's closed landfill site, the recent expansion of the town's composting facility capacity with less land, and the addition of new bicycle and pedestrian paths.

The **Town of Sterling and Sterling Municipal Light Plant** is receiving a recognition award for its innovative installation of the first utility-scale battery storage project in New England that serves as a model to other municipalities and utilities nationally, reducing municipal building energy use by 15%, and deploying an advanced water metering system.

Public Sector Individual Awardees



Kate Crosby, an Energy Manager for the Acton-Boxborough Regional School District, is receiving an individual recognition award for extensive clean energy and sustainability initiatives resulting in a 13% electricity reduction in the last two years. Her efforts include authoring a nationally-recognized white paper on behavior-based energy conservation strategies for K-12 schools, and holding regular workshops with students studying energy.



Alex Giannantonio, Cheryl Cushman and Karen Rasnick of the Office of Vehicle Management are receiving an individual recognition award for championing fuel efficiency and fuel cost savings across the Executive Branch vehicle fleet to implement the Commonwealth's Fuel Efficiency Standard through engaging agency partners in an extensive feedback process, collaboration, outreach, and more.

"I'm very proud that the Commonwealth has chosen to recognize Sustainable Lexington for its leadership in implementing innovative energy initiatives to promote a healthier environment for all," **said State Senator Cindy Friedman (D-Arlington)**. "By transitioning to cleaner energy sources and making substantial efforts to address rising energy costs, the committee has played an integral role in ensuring that Massachusetts continues to lead in sustainability and clean energy efficiency."

"I would like to congratulate the Town of Sterling on their receipt of this prestigious award and their ability to serve as a role model to other municipalities," **said State Representative Kimberly Ferguson (R-Holden)**. "I commend the Town and the Sterling Municipal Light Department on installing the state's first utility-scale battery storage project and their commitment to sustainability and innovation."

"We are incredibly proud of Sterling for leading the way to a more energy efficient and clean Commonwealth," said **Representative Harold Naughton, Jr. (D-Clinton)**.

"Sterling is taking an advanced and tech savvy path toward energy conservation by installing the first utility-scale battery storage project in New England. Municipalities like Sterling are setting an example throughout the state and country and I couldn't be more proud to represent such an innovative community."

"Today we honor MCLA for their innovative and impactful clean energy and sustainability initiatives," said **State Senator Adam Hinds (D-Pittsfield)**. "Their contributions to the Commonwealth are undeniably vital to helping the state reduce our energy costs, usage, and emissions, as we strive for a clean energy future. It is so important that public institutions like MCLA be recognized for their great achievements in energy and environmental affairs, to set a precedent for others to follow."

"I applaud Roxbury Community College for implementing such an innovative and forward-thinking capital project," said **State Representative Liz Malia (D-Jamaica Plain)**. "Installing this tri-level energy project has promoted good-paying Massachusetts clean energy jobs, and it will facilitate significant taxpayer savings by reducing the college's energy costs."

"I want to congratulate Roxbury Community College for the creative and innovative installations of an award-winning project that will power the institution for many years to come," said **State Representative Russell Holmes (D-Mattapan)**.

Currently, 185 Massachusetts cities and towns are designated as Green Communities, with 64% of the Commonwealth's residents living in one of the designated municipalities.

Acton-Boxborough Regional School Committee 2017-2018
Subcommittees & Assignments
(voted 8/1/17, revised 11/21/17)

ASSIGNMENTS:

| | |
|--|---|
| CASE Board Member | Superintendent |
| EDCO School Committee Leadership Liaison/Round Table | Diane Baum, Eileen Zhang |
| EDCO Board Member (voting member) | Superintendent |
| EDCO Advisory Member (non-voting member) | Diane Baum |
| Superintendent's Wellness Task Force/Advisory Comm | Brigid Bieber, Tessa McKinley |
| Superintendent's Safety Task Force | Maya Minkin, Brigid Bieber |
| Health Insurance Trust Representative | Mary Brolin |
| PTSO Liaison Coordinator | Deanne O'Sullivan, Diane Baum, Tessa McKinley |
| Special Education Parent Advisory Comm Liaison | Diane Baum, Maya Minkin |
| Acton Leadership Group (ALG) Representatives | Amy Krishnamurthy, Paul Murphy |
| Acton Board of Selectmen Liaison | Eileen Zhang, Paul Murphy |
| Acton Finance Committee Liaison | Deanne O'Sullivan, Amy Krishnamurthy |
| OPEB Trust Fund Board of Advisors | ABRSC Chairperson, Amy Krishnamurthy |
| Boxborough Leadership Forum (BLF) Representatives | Brigid Bieber, Mary Brolin, Tessa McKinley, Katie Neville |
| Boxborough Board of Selectmen Liaison | Brigid Bieber |
| Boxborough Finance Committee Liaison | Mary Brolin, Brigid Bieber |
| MMT Liaison/SC rep to Acton MMT Working Group | Diane Baum |
| Town of Acton Capital Improvement Planning Comm | Amy Krishnamurthy |
| Danny's Place Youth Services Advisory Board | Amy Krishnamurthy |
| <u>SUBCOMMITTEES:</u> | |
| Budget and Capital Planning Subcommittee | Brigid Bieber (Chair), Deanne O'Sullivan, Mary Brolin, Amy Krishnamurthy, Katie Neville, Diane Baum |
| Policy Subcommittee | Maya Minkin (chair), Kathleen Neville, Tessa McKinley, Diane Baum, Eileen Zhang |
| Regionalization Financial Oversight Committee (2 more yrs) | Mary Brolin, Amy Krishnamurthy |
| Warrant Signature Subcommittee | Deanne O'Sullivan, Paul Murphy, Maya Minkin, Mary Brolin, Amy Krishnamurthy |
| Start Time Committee | Deanne O'Sullivan, Diane Baum, Eileen Zhang, Tessa McKinley |

Interim Superintendent Search Subcommittee

Paul Murphy (Chair), Diane Baum, Deanne O'Sullivan,
Eileen Zhang, Tessa McKinley

Permanent Superintendent Search Subcommittee

Diane Baum, Amy Krishnamurthy, Tessa McKinley

School Building Committee (subcommittee)

Mary Brolin (Acting Chair), Amy Krishnamurthy,
Dennis Bruce

13.4

ACTON-BOXBOROUGH REGIONAL SCHOOLS 2017-2018

| Levels | Sept. 1 | | | | Oct. 1 | | | | Nov. 1 | | | | Dec. 1 | | | | Jan. 1 | | | | Feb. 1 | | | | A |
|------------------|---------|-------|----|------|--------|-------|----|------|--------|-------|----|------|--------|-------|----|------|--------|-------|---|-----|--------|-------|---|-----|---|
| | A | B (1) | C | Tot | A | B (1) | C | Tot | A | B (1) | C | Tot | A | B (1) | C | Tot | A | B (1) | C | Tot | A | B (1) | C | Tot | |
| Pre-school | 89 | 21 | 2 | 112 | 84 | 25 | 2 | 111 | 85 | 25 | 2 | 112 | 95 | 27 | 2 | 124 | | | | | | | | | |
| Pre-school Total | 89 | 21 | 2 | 112 | 84 | 25 | 2 | 111 | 85 | 25 | 2 | 112 | 95 | 27 | 2 | 124 | | | | | | | | | |
| K | 283 | 66 | 5 | 354 | 282 | 67 | 3 | 352 | 286 | 66 | 3 | 355 | 286 | 66 | 4 | 356 | | | 0 | | | | | 0 | |
| 1 | 296 | 41 | 5 | 342 | 295 | 41 | 7 | 343 | 296 | 41 | 7 | 344 | 295 | 41 | 7 | 343 | | | 0 | | | | | 0 | |
| 2 | 298 | 63 | 3 | 364 | 297 | 65 | 3 | 365 | 299 | 65 | 3 | 367 | 298 | 64 | 3 | 365 | | | 0 | | | | | 0 | |
| 3 | 334 | 50 | 5 | 389 | 330 | 52 | 6 | 388 | 329 | 52 | 6 | 387 | 328 | 52 | 6 | 386 | | | 0 | | | | | 0 | |
| 4 | 361 | 48 | 7 | 416 | 356 | 50 | 9 | 415 | 357 | 50 | 9 | 416 | 358 | 50 | 9 | 417 | | | 0 | | | | | 0 | |
| 5 | 355 | 59 | 8 | 422 | 354 | 58 | 8 | 420 | 354 | 59 | 8 | 421 | 356 | 60 | 8 | 424 | | | 0 | | | | | 0 | |
| 6 | 347 | 66 | 8 | 421 | 339 | 69 | 12 | 420 | 339 | 69 | 12 | 420 | 340 | 68 | 12 | 420 | | | 0 | | | | | 0 | |
| Elem Sub Total | 2274 | 393 | 41 | 2708 | 2253 | 402 | 48 | 2703 | 2260 | 402 | 48 | 2710 | 2261 | 401 | 49 | 2711 | | | | | | | | | |
| OOD Pre k-6 | 16 | 3 | 3 | 22 | 17 | 3 | 0 | 20 | 17 | 3 | 0 | 20 | 17 | 3 | 0 | 20 | | | 0 | | | | | 0 | |
| Elem. Total | 2290 | 396 | 44 | 2730 | 2270 | 405 | 48 | 2723 | 2277 | 405 | 48 | 2730 | 2278 | 404 | 49 | 2731 | 0 | 0 | 0 | 0 | 0 | 0 | 0 | 0 | 0 |
| 7 | 407 | 71 | 8 | 486 | 407 | 72 | 7 | 486 | 410 | 73 | 7 | 490 | 411 | 72 | 7 | 490 | | | 0 | | | | | 0 | |
| 8 | 405 | 68 | 5 | 478 | 406 | 67 | 5 | 478 | 405 | 67 | 5 | 477 | 405 | 66 | 5 | 476 | | | 0 | | | | | 0 | |
| J.H.S. Total | 812 | 139 | 13 | 964 | 813 | 139 | 12 | 964 | 815 | 140 | 12 | 967 | 816 | 138 | 12 | 966 | 0 | 0 | 0 | 0 | 0 | 0 | 0 | 0 | 0 |
| 9 | 349 | 76 | 4 | 429 | 348 | 75 | 4 | 427 | 347 | 75 | 4 | 426 | 348 | 75 | 4 | 427 | | | 0 | | | | | 0 | |
| 10 | 367 | 77 | 7 | 451 | 365 | 75 | 7 | 447 | 365 | 76 | 7 | 448 | 364 | 76 | 7 | 447 | | | 0 | | | | | 0 | |
| 11 | 415 | 74 | 8 | 497 | 422 | 70 | 9 | 501 | 420 | 70 | 9 | 499 | 421 | 72 | 9 | 502 | | | 0 | | | | | 0 | |
| 12 | 372 | 81 | 9 | 462 | 367 | 76 | 9 | 452 | 368 | 76 | 9 | 453 | 367 | 75 | 9 | 451 | | | 0 | | | | | 0 | |
| 9-12 Ungr. | 0 | 0 | 0 | 0 | 0 | 0 | 0 | 0 | 0 | 0 | 0 | 0 | 0 | 0 | 0 | 0 | | | 0 | | | | | 0 | |
| P.G. | 1 | 0 | 1 | 2 | 0 | 0 | 0 | 0 | 0 | 0 | 0 | 0 | 0 | 0 | 0 | 0 | | | 0 | | | | | 0 | |
| H.S. Total | 1504 | 308 | 29 | 1841 | 1502 | 296 | 29 | 1827 | 1500 | 297 | 29 | 1826 | 1500 | 298 | 29 | 1827 | 0 | 0 | 0 | 0 | 0 | 0 | 0 | 0 | 0 |
| Secondary Total | 2316 | 447 | 42 | 2805 | 2315 | 435 | 41 | 2791 | 2315 | 437 | 41 | 2793 | 2316 | 436 | 41 | 2793 | | | 0 | | | | | 0 | |
| OOD 7-13 | 58 | 12 | 0 | 70 | 60 | 12 | 0 | 72 | 59 | 12 | 0 | 71 | 59 | 12 | 0 | 71 | | | 0 | | | | | 0 | |
| Reg. Total | 2374 | 459 | 42 | 2875 | 2375 | 447 | 41 | 2863 | 2374 | 449 | 41 | 2864 | 2375 | 448 | 41 | 2864 | 0 | 0 | 0 | 0 | 0 | 0 | 0 | 0 | 0 |
| Fresh Total | 89 | 21 | 2 | 112 | 84 | 25 | 2 | 111 | 85 | 25 | 2 | 112 | 95 | 27 | 2 | 124 | | | | | | | | | |
| Elem Total | 2290 | 396 | 44 | 2730 | 2270 | 405 | 48 | 2723 | 2277 | 405 | 48 | 2730 | 2278 | 404 | 49 | 2731 | | | 0 | | | | | 0 | |
| Secondary Total | 2374 | 459 | 42 | 2875 | 2375 | 447 | 41 | 2863 | 2374 | 449 | 41 | 2864 | 2375 | 448 | 41 | 2864 | | | 0 | | | | | 0 | |
| Grand Total | 4753 | 876 | 88 | 5717 | 4729 | 877 | 91 | 5697 | 4736 | 879 | 91 | 5706 | 4748 | 879 | 92 | 5719 | 0 | 0 | 0 | 0 | 0 | 0 | 0 | 0 | 0 |

A = ACTON Pre-School In D. = In District Distribution: W. McAlduff D. Verdolino All Principals (2)

B = BOXBOROUGH P.G. = Post Graduates M. Altieri A. Bisewicz

C = Choice/Staff/Tuition Ungr. = Ungraded D. Bookis K. Nelson

D. Bentley J. Nichols/J. LaShombe

S. Cunningham

Students other than Choice counted under column C:
Staff Students -
Tuition In Students -

Actual Acton-Boxborough Grade K-6
Dec 1st, 2017

| Grade | Blanchard | | | Total | Conant | | | Total | Douglas | | | Total | Gates | | | Total | McCarthy | | | Total | Merriam | | | Total | #Sec | Avg. Size | | |
|--------------|-----------|-------------|------------|-----------|-------------|------------|-----------|-------------|------------|-----------|-------------|------------|-----------|-------------|------------|-----------|-------------|------------|-------------|------------|-------------|----|----|-------|------|-----------|------|------|
| | ADK | AM | | | ADK | AM | | | ADK | AM | | | ADK | AM | | | ADK | AM | | | ADK | AM | | | | | | |
| K | 20 | 19 | 17 | 22 | 78 | 20 | 21 | 20 | 61 | 20 | 18 | 38 | 19 | 21 | 40 | 19 | 20 | 20 | 20 | 79 | 20 | 20 | 20 | 60 | 356 | 17 | 20.9 | |
| | | | | | | | | | 3 | | | 0 | | | 1 | | | | 0 | | | | 1 | 21 | | | | |
| Gr. 1 | 21 | 20 | 18 | 59 | | 19 | 19 | 56 | | 22 | 22 | 44 | 19 | 19 | 20 | 58 | 21 | 22 | 21 | 64 | 20 | 21 | 21 | 62 | 343 | 15.5 | 22.1 | |
| | | | | | | | | | 0 | | | 0 | | | 1 | | | | 1 | | | | 1 | 21 | | | | |
| Gr. 2 | 21 | 19 | 21 | 61 | | 22 | 23 | 45 | | 22 | 22 | 21 | 65 | 21 | 22 | 22 | 65 | 22 | 22 | 22 | 66 | 21 | 20 | 22 | 63 | 365 | 16.5 | 22.1 |
| | | | | | | | | | 3 | | | 0 | | | 2 | | | | 2 | | | | 2 | 9 | | | | |
| Gr. 3 | 19 | 18 | 18 | 55 | | 24 | 23 | 47 | | 24 | 24 | 23 | 71 | 24 | 24 | 25 | 73 | 22 | 24 | 24 | 70 | 24 | 24 | 22 | 70 | 386 | 17 | 22.7 |
| | | | | | | | | | 11 | | | 1 | | | 3 | | | | 3 | | | | 1 | 20 | | | | |
| Gr. 4 | | 25 | 25 | 50 | | 24 | 24 | 25 | 73 | 24 | 25 | 24 | 73 | 25 | 25 | 50 | | 25 | 24 | 25 | 74 | 24 | 24 | 25 | 97 | 417 | 17 | 24.5 |
| | | | | | | | | | 4 | | | 3 | | | 0 | | | | 2 | | | | 3 | 12 | | | | |
| Gr. 5 | 25 | 23 | 23 | 71 | 24 | 23 | 24 | 24 | 95 | 23 | 23 | 23 | 69 | 24 | 23 | 47 | | 24 | 22 | 24 | 70 | 24 | 24 | 24 | 72 | 424 | 18 | 23.6 |
| | | | | | | | | | 13 | | | 1 | | | 1 | | | | 3 | | | | 1 | 19 | | | | |
| Gr. 6 | 23 | 26 | 25 | 74 | | 22 | 23 | 23 | 68 | 24 | 22 | 23 | 69 | 23 | 23 | 23 | 69 | 23 | 23 | 24 | 70 | 24 | 22 | 24 | 70 | 420 | 18 | 23.3 |
| | | | | | | | | | 8 | | | 2 | | | 1 | | | | 4 | | | | 1 | 16 | | | | |
| | | | | | | | | | 73 | | | 10 | | | 6 | | | | 15 | | | | 10 | 118 | | | | |
| Total | 18 | 24.3 | 448 | 19 | 23.4 | 445 | 19 | 22.6 | 429 | 18 | 22.3 | 402 | 22 | 22.4 | 493 | 22 | 22.5 | 494 | 2711 | 119 | 22.8 | | | | | | | |

73 Acton residents attend school in Boxborough

45 Boxborough residents attend school in Acton

(Revised Report)

ACTON-BOXBOROUGH REGIONAL SCHOOLS 2017-2018 Updated October 1 Report: Final actual SIMS transmission

| Levels | Sept. 1 | | | | Oct. 1 | | | | Nov. 1 | | | | Dec. 1 | | | | Jan. 1 | | | | Feb. 1 | | | | A |
|-----------------|---------|-------|----|------|--------|-------|----|------|--------|-------|---|-----|--------|-------|---|-----|--------|-------|---|-----|--------|-------|---|-----|---|
| | A | B (1) | C | Tot | A | B (1) | C | Tot | A | B (1) | C | Tot | A | B (1) | C | Tot | A | B (1) | C | Tot | A | B (1) | C | Tot | |
| Pre-school | 89 | 21 | 2 | 112 | 84 | 25 | 2 | 111 | | | | | | | | | | | | | | | | | |
| Preschool Total | 89 | 21 | 2 | 112 | 84 | 25 | 2 | 111 | | | | | | | | | | | | | | | | | |
| K | 283 | 66 | 5 | 354 | 282 | 67 | 3 | 352 | | | | 0 | | | | 0 | | | | | | | | 0 | |
| 1 | 296 | 41 | 5 | 342 | 295 | 41 | 7 | 343 | | | | 0 | | | | 0 | | | | | | | | 0 | |
| 2 | 298 | 63 | 3 | 364 | 297 | 65 | 3 | 365 | | | | 0 | | | | 0 | | | | | | | | 0 | |
| 3 | 334 | 50 | 5 | 389 | 330 | 52 | 6 | 388 | | | | 0 | | | | 0 | | | | | | | | 0 | |
| 4 | 361 | 48 | 7 | 416 | 356 | 50 | 9 | 415 | | | | 0 | | | | 0 | | | | | | | | 0 | |
| 5 | 355 | 59 | 8 | 422 | 354 | 58 | 8 | 420 | | | | 0 | | | | 0 | | | | | | | | 0 | |
| 6 | 347 | 66 | 8 | 421 | 339 | 69 | 12 | 420 | | | | 0 | | | | 0 | | | | | | | | 0 | |
| Elem Sub Total | 2274 | 393 | 41 | 2708 | 2253 | 402 | 48 | 2703 | | | | | | | | | | | | | | | | | |
| OOD Pre k-6 | 16 | 3 | 3 | 22 | 17 | 3 | 0 | 20 | | | | 0 | | | | 0 | | | | | | | | 0 | |
| Elem. Total | 2290 | 396 | 44 | 2730 | 2270 | 405 | 48 | 2723 | 0 | 0 | 0 | 0 | 0 | 0 | 0 | 0 | 0 | 0 | 0 | 0 | 0 | 0 | 0 | 0 | |
| 7 | 407 | 71 | 8 | 486 | 407 | 72 | 7 | 486 | | | | 0 | | | | 0 | | | | | | | | 0 | |
| 8 | 405 | 68 | 5 | 478 | 406 | 67 | 5 | 478 | | | | 0 | | | | 0 | | | | | | | | 0 | |
| J.H.S. Total | 812 | 139 | 13 | 964 | 813 | 139 | 12 | 964 | 0 | 0 | 0 | 0 | 0 | 0 | 0 | 0 | 0 | 0 | 0 | 0 | 0 | 0 | 0 | 0 | |
| 9 | 349 | 76 | 4 | 429 | 348 | 75 | 4 | 427 | | | | 0 | | | | 0 | | | | | | | | 0 | |
| 10 | 367 | 77 | 7 | 451 | 365 | 75 | 7 | 447 | | | | 0 | | | | 0 | | | | | | | | 0 | |
| 11 | 415 | 74 | 8 | 497 | 422 | 70 | 9 | 501 | | | | 0 | | | | 0 | | | | | | | | 0 | |
| 12 | 372 | 81 | 9 | 462 | 367 | 76 | 9 | 452 | | | | 0 | | | | 0 | | | | | | | | 0 | |
| 9-12 Ungr. | 0 | 0 | 0 | 0 | 0 | 0 | 0 | 0 | | | | 0 | | | | 0 | | | | | | | | 0 | |
| P.G. | 1 | 0 | 1 | 2 | 0 | 0 | 0 | 0 | | | | 0 | | | | 0 | | | | | | | | 0 | |
| H.S. Total | 1504 | 308 | 29 | 1841 | 1502 | 296 | 29 | 1827 | 0 | 0 | 0 | 0 | 0 | 0 | 0 | 0 | 0 | 0 | 0 | 0 | 0 | 0 | 0 | 0 | |
| Secondary Total | 2316 | 447 | 42 | 2805 | 2315 | 435 | 41 | 2791 | | | | 0 | | | | 0 | | | | | | | | 0 | |
| OOD 7-13 | 58 | 12 | 0 | 70 | 60 | 12 | 0 | 72 | | | | 0 | | | | 0 | | | | | | | | 0 | |
| Reg. Total | 2374 | 459 | 42 | 2875 | 2375 | 447 | 41 | 2863 | 0 | 0 | 0 | 0 | 0 | 0 | 0 | 0 | 0 | 0 | 0 | 0 | 0 | 0 | 0 | 0 | |
| Preschool Total | 89 | 21 | 2 | 112 | 84 | 25 | 2 | 111 | | | | | | | | | | | | | | | | | |
| Elem Total | 2290 | 396 | 44 | 2730 | 2270 | 405 | 48 | 2723 | | | | 0 | | | | 0 | | | | | | | | 0 | |
| Secondary Total | 2374 | 459 | 42 | 2875 | 2375 | 447 | 41 | 2863 | | | | 0 | | | | 0 | | | | | | | | 0 | |
| Grand Total | 4753 | 876 | 88 | 5717 | 4729 | 877 | 91 | 5697 | 0 | 0 | 0 | 0 | 0 | 0 | 0 | 0 | 0 | 0 | 0 | 0 | 0 | 0 | 0 | 0 | |

A = ACTON Pre-School In D. = In District Distribution: W. McAlduff D. Verdolino All Principals (2)
 B = BOXBOROUGH P.G. = Post Graduates M. Altieri A. Bisewicz
 C = Choice/Staff/Tuition Ungr. = Ungraded D. Bookis K. Nelson
 J. Nichols/J. LaShombe
 S. Cunningham

Students other than Choice counted under column C:
 Staff Students -
 Tuition In Students -

Actual Acton-Boxborough Grade K-6
October 1, 2017

| Grade | Blanchard | | | | | Conant | | | | | Douglas | | | | | Gates | | | | | McCarthy | | | | | Merriam | | | | | Total | #Sec. | Avg. Size |
|--------------|-------------------------|-----------|-----------|-----------|-----------|-------------------------|-----------|-----------|-----------|-----------|-------------------------|-----------|-----------|-----------|-----------|-------------------------|-----------|-----------|-----------|-----------|-------------------------|-----------|------------|------------|-------------|-------------------------|-------------|-------|--|--|-------------|------------|--------------|
| | 57 ADK | 21 AM | Total | | | 41 ADK | 19 AM | Total | | | 20 ADK | 18 AM | Total | | | 21 ADK | 20 AM | Total | | | 40 ADK | 35 AM | Total | | | 40 ADK | 20 AM | Total | | | | | |
| K | 20 | 19 | 18 | 21 | 78 | 20 | 21 | 19 | 60 | 20 | 18 | 38 | 20 | 21 | 41 | 18 | 20 | 20 | 17 | 75 | 20 | 20 | 20 | 60 | 352 | 18 | 19.6 | | | | | | |
| Rm | 216 | 218 | 221 | 226 | 15 | 1 | 2 | 3 | 3 | 1 | 2 | 0 | 2 | 4 | 1 | 110 | 111 | 112 | 218 | 0 | 131 | 132 | 135 | 1 | 20 | | | | | | | | |
| Gr. 1 | 21 | 20 | 18 | 59 | 19 | 19 | 18 | 56 | 22 | 22 | 44 | 18 | 19 | 20 | 57 | 21 | 22 | 21 | 64 | 21 | 21 | 21 | 63 | 343 | 17 | 20.2 | | | | | | | |
| Rm | 211 | 213 | 215 | 18 | 4 | 5 | 10 | 0 | 3 | 5 | 0 | 3 | 5 | 6 | 1 | 310 | 311 | 312 | 1 | 133 | 231 | 334 | 1 | 21 | | | | | | | | | |
| Gr. 2 | 21 | 20 | 21 | 62 | 22 | 23 | 45 | 21 | 22 | 21 | 64 | 21 | 22 | 22 | 65 | 22 | 21 | 22 | 65 | 21 | 21 | 22 | 64 | 365 | 17 | 21.5 | | | | | | | |
| Rm | 217 | 219 | 227 | 3 | 6 | 7 | 0 | 6 | 7 | 8 | 0 | 7 | 8 | 10 | 2 | 301 | 302 | 303 | 2 | 223 | 224 | 234 | 2 | 9 | | | | | | | | | |
| Gr. 3 | 18 | 18 | 19 | 55 | 24 | 23 | 47 | 24 | 24 | 23 | 71 | 24 | 24 | 25 | 73 | 22 | 24 | 24 | 70 | 24 | 24 | 24 | 72 | 388 | 17 | 22.8 | | | | | | | |
| 25 | 229 | 231 | 245 | 11 | 9 | 17 | 1 | 9 | 10 | 11 | 3 | 9 | 18 | 20 | 1 | 313 | 314 | 315 | 3 | 230 | 330 | 331 | 1 | 20 | | | | | | | | | |
| Gr. 4 | 25 | 25 | 50 | 24 | 24 | 25 | 73 | 24 | 25 | 24 | 73 | 25 | 25 | 50 | 25 | 23 | 25 | 73 | 24 | 24 | 24 | 96 | 415 | 17 | 24.4 | | | | | | | | |
| Rm | 243 | 247 | 4 | 8 | 19 | 20 | 3 | 12 | 13 | 14 | 0 | 15 | 19 | 0 | 213 | 214 | 215 | 2 | 233 | 322 | 323 | 335 | 3 | 12 | | | | | | | | | |
| Gr. 5 | 24 | 23 | 22 | 69 | 24 | 23 | 23 | 93 | 23 | 23 | 69 | 24 | 23 | 47 | 24 | 22 | 24 | 70 | 24 | 24 | 24 | 72 | 420 | 18 | 23.3 | | | | | | | | |
| Rm | 118 | 128 | 130 | 13 | 14 | 15 | 16 | 18 | 1 | 19 | 20 | 21 | 0 | 11 | 17 | 1 | 210 | 211 | 212 | 3 | 232 | 332 | 333 | 1 | 19 | | | | | | | | |
| Gr. 6 | 23 | 26 | 25 | 74 | 22 | 23 | 23 | 68 | 24 | 21 | 23 | 68 | 23 | 23 | 69 | 23 | 23 | 24 | 70 | 24 | 23 | 24 | 71 | 420 | 18 | 23.3 | | | | | | | |
| Rm | 108 | 110 | 112 | 7 | 11 | 12 | 13 | 2 | 15 | 16 | 17 | 1 | 12 | 13 | 0 | 113 | 114 | 115 | 4 | 235 | 321 | 324 | 1 | 15 | | | | | | | | | |
| | | | | 71 | | | | 10 | | | | 4 | | | 6 | | | | 15 | | | | 10 | 116 | | | | | | | | | |
| Total | 21 Sec. Averag 21.3 447 | | | | | 20 Sec. Averag 22.1 442 | | | | | 19 Sec. Averag 22.5 427 | | | | | 18 Sec. Averag 22.3 402 | | | | | 22 Sec. Averag 22.1 487 | | | | | 22 Sec. Averag 22.6 498 | | | | | 2703 | 122 | 22.16 |

71 Acton residents attend Boxborough
45 Boxborough residents attend school in Acton

October 1st, 2017
Non-Resident
Column C Breakdown

| Grade | Staff Free | Choice | Tuition In | Total Staff/Choice/SE | Acton Residents Attending Blanchard | Boxborough Residents attending Acton | Boxborough Staff free | Choice |
|--------------------|------------|-----------|------------|-----------------------|-------------------------------------|--------------------------------------|-----------------------|-----------|
| K | 2 | 1 | 0 | 3 | 15 | 5 | 0 | 1 |
| 1 | 6 | 1 | 0 | 7 | 18 | 3 | 2 | 1 |
| 2 | 3 | 0 | 0 | 3 | 3 | 6 | 0 | 0 |
| 3 | 5 | 1 | 0 | 6 | 11 | 9 | 0 | 1 |
| 4 | 7 | 2 | 0 | 9 | 4 | 8 | 2 | 2 |
| 5 | 4 | 4 | 0 | 8 | 13 | 6 | 0 | 4 |
| 6 | 7 | 5 | 0 | 12 | 7 | 8 | 1 | 5 |
| Elem. Total | 34 | 14 | 0 | 48 | 71 | 45 | 5 | 14 |
| | | | | Total Staff/Choice/SE | | | | |
| 7 | 6 | 1 | | 7 | | | | |
| 8 | 5 | 0 | | 5 | | | | |
| Sub Total | 11 | 1 | 0 | 12 | | | | |
| 9 | 2 | 2 | 0 | 4 | | | | |
| 10 | 3 | 4 | 0 | 7 | | | | |
| 11 | 4 | 3 | 2 | 9 | | | | |
| 12 | 4 | 4 | 1 | 9 | | | | |
| UG | | | | 0 | | | | |
| Sub Total | 13 | 13 | 3 | 29 | | | | |
| Grand Total | 58 | 28 | 3 | 89 | | | | |

Rev:10/10/2017

Acton-Boxborough Regional School District
October 1, 2017

| Grade | Acton | Boxborough | Non-Resident | Total |
|--------------|--------------|-------------------|---------------------|--------------|
| K | 282 | 67 | 3 | 352 |
| 1 | 295 | 41 | 7 | 343 |
| 2 | 297 | 65 | 3 | 365 |
| 3 | 330 | 52 | 6 | 388 |
| 4 | 356 | 50 | 9 | 415 |
| 5 | 354 | 58 | 8 | 420 |
| 6 | 339 | 69 | 12 | 420 |
| 7 | 407 | 72 | 7 | 486 |
| 8 | 406 | 67 | 5 | 478 |
| 9 | 348 | 75 | 4 | 427 |
| 10 | 365 | 75 | 7 | 447 |
| 11 | 422 | 70 | 9 | 501 |
| 12 | 367 | 76 | 9 | 452 |
| Ungraded | | | | |
| Post-Grads | | | | |
| SE | | | | |
| Other | | | | |
| Total | 4568 | 837 | 89 | 5494 |

| | |
|-------------------------|---------|
| Acton Enrollment | 4568 |
| Boxborough Enrollment | 837 |
| Total Acton /Boxborough | 5405 |
| Acton % | 84.51% |
| Boxborough % | 15.49% |
| Total Percentage | 100.00% |

*Non-Residents include: Choice, Staff Children and Tuition-in

Rev10/28/2017

**Demographics
October 1, 2017**

| School | # of Students | Asian/Pacific | | African- | | Caucasian | | Hispanic | | American Indian | |
|----------------------------|---------------|---------------|--------|----------|-------|-----------|--------|----------|-------|-----------------|-------|
| | | Islander | % | American | % | | % | | % | | % |
| Card Huebner | 111 | 53 | 47.75% | 9 | 8.11% | 54 | 48.65% | 6 | 5.41% | 0 | 0.00% |
| Total Preschool | 111 | 53 | 47.75% | 9 | 8.11% | 54 | 48.65% | 6 | 5.41% | 0 | 0.00% |
| Blanchard | 447 | 157 | 35.12% | 11 | 2.46% | 285 | 63.76% | 15 | 3.36% | 8 | 1.79% |
| Conant | 442 | 294 | 66.52% | 15 | 3.39% | 150 | 33.94% | 27 | 6.11% | 0 | 0.00% |
| Douglas | 427 | 121 | 28.34% | 11 | 2.58% | 325 | 76.11% | 13 | 3.04% | 6 | 1.41% |
| Gates | 402 | 228 | 56.72% | 19 | 4.73% | 167 | 41.54% | 21 | 5.22% | 4 | 1.00% |
| McCarthy-Towne | 487 | 69 | 14.17% | 30 | 6.16% | 405 | 83.16% | 47 | 9.65% | 13 | 2.67% |
| Merriam | 498 | 111 | 22.29% | 19 | 3.82% | 383 | 76.91% | 31 | 6.22% | 2 | 0.40% |
| Total Elementary | 2703 | 980 | 36.26% | 105 | 3.88% | 1715 | 63.45% | 154 | 5.70% | 33 | 1.22% |
| OOD | 92 | 20 | 21.74% | 3 | 3.26% | 72 | 78.26% | 5 | 5.43% | 1 | 1.09% |
| Total OOD | 92 | 20 | 21.74% | 3 | 3.26% | 72 | 78.26% | 5 | 5.43% | 1 | 1.09% |
| JHS | 964 | 369 | 38.28% | 24 | 2.49% | 604 | 62.66% | 34 | 3.53% | 5 | 0.52% |
| SHS | 1827 | 628 | 34.37% | 37 | 2.03% | 1219 | 66.72% | 59 | 3.23% | 16 | 0.88% |
| Total JHS & SHS | 2791 | 997 | 35.72% | 61 | 2.19% | 1823 | 65.32% | 93 | 3.33% | 21 | 0.75% |
| Grand Total | 5697 | 2050 | 35.98% | 178 | 3.12% | 3664 | 64.31% | 258 | 4.53% | 55 | 0.97% |

Economically Disadvantaged October 1, 2017

| School | Number of Students in school | Number of Economically disadvantaged students | % of Economically disadvantaged |
|------------------|------------------------------|---|---------------------------------|
| Blanchard | 447 | 42 | 9.40% |
| Conant | 442 | 48 | 10.86% |
| Douglas | 427 | 32 | 7.49% |
| Gates | 402 | 59 | 14.68% |
| McCarthy-Towne | 487 | 62 | 12.73% |
| Merriam | 498 | 45 | 9.04% |
| Total Elementary | 2703 | 288 | 10.65% |
| | | % | |
| JHS | 964 | 86 | 8.92% |
| SHS | 1827 | 155 | 8.48% |
| Total JHS & SHS | 2791 | 241 | 8.63% |
| Grand Total | 5494 | 529 | 9.63% |

Count Comparison 2015-2017

Finance Only

| Oct. 1, 2015 | | | | | Oct. 1, 2016 | | | | Oct. 1, 2017 | | | |
|---------------------------|------|-----|----|------|--------------|-----|-----|------|--------------|-----|----|------|
| Levels | A | B | C | Tot | A | B | C | Tot | A | B | C | Tot |
| Preschool | 95 | 30 | 2 | 127 | 82 | 31 | 3 | 116 | 84 | 25 | 2 | 111 |
| Preschool Total | 95 | 30 | 2 | 127 | 82 | 31 | 3 | 116 | 84 | 25 | 2 | 111 |
| K | 245 | 49 | 5 | 299 | 280 | 43 | 7 | 330 | 282 | 67 | 3 | 352 |
| 1 | 304 | 46 | 7 | 357 | 265 | 55 | 4 | 324 | 295 | 41 | 7 | 343 |
| 2 | 323 | 42 | 7 | 372 | 317 | 48 | 7 | 372 | 297 | 65 | 3 | 365 |
| 3 | 331 | 54 | 8 | 393 | 345 | 43 | 9 | 397 | 330 | 52 | 6 | 388 |
| 4 | 331 | 64 | 10 | 405 | 349 | 55 | 8 | 412 | 356 | 50 | 9 | 415 |
| 5 | 379 | 56 | 8 | 443 | 339 | 64 | 11 | 414 | 354 | 58 | 8 | 420 |
| 6 | 387 | 62 | 4 | 453 | 393 | 63 | 10 | 466 | 339 | 69 | 12 | 420 |
| Sub Total | 2300 | 373 | 49 | 2722 | 2288 | 371 | 56 | 2715 | 2253 | 402 | 48 | 2703 |
| OOD K-6 | 20 | 4 | 1 | 25 | 17 | 2 | 1 | 20 | 17 | 3 | 0 | 20 |
| Pre-K/Elem Total | 2320 | 377 | 50 | 2747 | 2305 | 373 | 57 | 2735 | 2270 | 405 | 48 | 2723 |
| 7 | 364 | 77 | 4 | 445 | 397 | 67 | 5 | 469 | 407 | 72 | 7 | 486 |
| 8 | 364 | 72 | 7 | 443 | 361 | 77 | 4 | 442 | 406 | 67 | 5 | 478 |
| J.H.S. Total | 728 | 149 | 11 | 888 | 758 | 144 | 9 | 911 | 813 | 139 | 12 | 964 |
| 9 | 404 | 78 | 7 | 489 | 364 | 77 | 7 | 448 | 348 | 75 | 4 | 427 |
| 10 | 369 | 78 | 10 | 457 | 409 | 75 | 8 | 492 | 365 | 75 | 7 | 447 |
| 11 | 397 | 79 | 7 | 483 | 368 | 77 | 12 | 457 | 422 | 70 | 9 | 501 |
| 12 | 399 | 73 | 8 | 480 | 390 | 73 | 6 | 469 | 367 | 76 | 9 | 452 |
| 9-12 Ungr. | 0 | 0 | 0 | 0 | 0 | 1 | 0 | 1 | 0 | 0 | 0 | 0 |
| P.G. | 0 | 0 | 0 | 0 | 0 | 0 | 0 | 0 | 0 | 0 | 0 | 0 |
| H.S. Total | 1569 | 308 | 32 | 1909 | 1531 | 303 | 33 | 1867 | 1502 | 296 | 29 | 1827 |
| Total JHS & HS | 2297 | 457 | 43 | 2797 | 2289 | 447 | 42 | 2778 | 2315 | 435 | 41 | 2791 |
| OOD 7-12 | 59 | 6 | 1 | 66 | 59 | 11 | 2 | 72 | 60 | 12 | 0 | 72 |
| Sec. Total | 2356 | 463 | 44 | 2863 | 2348 | 458 | 44 | 2850 | 2375 | 447 | 41 | 2863 |
| Preschool Total | 95 | 30 | 2 | 127 | 82 | 31 | 3 | 116 | 84 | 25 | 2 | 111 |
| Elem Total | 2320 | 377 | 50 | 2747 | 2305 | 373 | 57 | 2735 | 2270 | 405 | 48 | 2723 |
| Sec. Total | 2356 | 463 | 44 | 2863 | 2348 | 458 | 44 | 2850 | 2375 | 447 | 41 | 2863 |
| Grand Total | 4771 | 870 | 96 | 5737 | 4735 | 862 | 104 | 5701 | 4729 | 877 | 91 | 5697 |

REV: 10/28/2017

Three Year Comparison K through 12

| Grade Year --> | <i>Gr. K-12 2015</i> | <i>Gr. K-12 2016</i> | <i>Gr. K-12 2017</i> | <i>Total 3 Years</i> | <i>Average 3 Years</i> |
|--------------------------------|--------------------------|--------------------------|--------------------------|--------------------------|----------------------------|
| Acton Enrollment | 4676 | 4653 | 4645 | 13974 | 4658.00 |
| Boxborough Enrollment | 840 | 831 | 852 | 2523 | 841.00 |
| Total | 5516 | 5484 | 5497 | 16497 | 5499.00 |
| Acton % | 84.77% | 84.85% | 84.50% | 84.71% | 84.71% |
| Boxborough % | 15.23% | 15.15% | 15.50% | 15.29% | 15.29% |
| Total | 100.00% | 100.00% | 100.00% | 100.00% | 100.00% |
| Source 2015 10/1 Report | | | | | |
| Acton | 2320 | 2356 | 4676 | | |
| Boxborough | 377 | 463 | 840 | | |
| | 2697 | 2819 | 5516 | | |
| Source 2016 10/1 Report | | | | | |
| Acton | 2305 | 2348 | 4653 | | |
| Boxborough | 373 | 458 | 831 | | |
| | 2678 | 2806 | 5484 | | |
| Source 2017 10/1 Report | | | | | |
| Acton | 2270 | 2375 | 4645 | | |
| Boxborough | 405 | 447 | 852 | | |
| | 2675 | 2822 | 5497 | | |

Three Year Comparison 7 through 12

| | <i>Gr. 7-12</i> | <i>Gr. 7-12</i> | <i>Gr. 7-12</i> | <i>Total</i> | <i>Average</i> |
|-----------------------|-----------------|-----------------|-----------------|----------------|----------------|
| Year --> | 2015 | 2016 | 2017 | 3 Years | 3 Years |
| Acton Enrollment | 2356 | 2348 | 2375 | 7079 | 2359.67 |
| Boxborough Enrollment | 463 | 458 | 447 | 1368 | 456.00 |
| Total | 2819 | 2806 | 2822 | 8447 | 2815.67 |
| Acton % | 83.58% | 83.68% | 84.16% | 83.80% | 83.80% |
| Boxborough % | 16.42% | 16.32% | 15.84% | 16.20% | 16.20% |
| Total | 100.00% | 100.00% | 100.00% | 100.00% | 100.00% |

Rev: 11/2/17

Minuteman Applied Arts Sciences 10/1/2017

| GRADE | 10/10 | 10/11 | 10/12 | 10/13 | 10/14 | 10/15 | 10/16 | 10/17 |
|-----------------------------|--------------|--------------|--------------|--------------|--------------|--------------|--------------|--------------|
| 9 | 7 | 10 | 3 | 6 | 6 | 9 | 6 | 10 |
| 10 | 2 | 7 | 10 | 2 | 9 | 8 | 10 | 8 |
| 11 | 9 | 1 | 5 | 10 | 1 | 10 | 10 | 9 |
| 12 | 5 | 7 | 0 | 7 | 10 | 2 | 10 | 6 |
| PG | 0 | 0 | 0 | 0 | 0 | 2 | 2 | 0 |
| ACTON TOTAL | 23 | 25 | 18 | 25 | 26 | 31 | 38 | 33 |
| 9 | 2 | 0 | 3 | 0 | 2 | 0 | 1 | 3 |
| 10 | 1 | 1 | 0 | 3 | 0 | 2 | 0 | 1 |
| 11 | 7 | 1 | 1 | 0 | 2 | 1 | 2 | 0 |
| 12 | 2 | 5 | 1 | 1 | 0 | 2 | 1 | 2 |
| PG | 0 | 0 | 0 | 0 | 0 | 1 | 1 | 0 |
| BOXBOROUGH TOTAL | 12 | 7 | 5 | 4 | 4 | 6 | 5 | 6 |
| GRAND TOTAL | 35 | 32 | 23 | 29 | 31 | 37 | 43 | 39 |

English Learners (ELs)

October 1st, 2017

| School | Number of Students in school | ELL Students | % of ELL Students |
|----------------------------|------------------------------|--------------|-------------------|
| Blanchard | 447 | 19 | 4.25% |
| Conant | 442 | 57 | 12.90% |
| Douglas | 427 | 26 | 6.09% |
| Gates | 402 | 61 | 15.17% |
| McCarthy-Towne | 487 | 35 | 7.19% |
| Merriam | 498 | 33 | 6.63% |
| Total Elementary | 2703 | 231 | 8.55% |
| JHS | 964 | 23 | 2.39% |
| SHS | 1827 | 13 | 0.71% |
| Total JHS & SHS | 2791 | 36 | 1.29% |
| Grand Total | 5494 | 267 | 9.84% |

Rev10/28/2017

TOWN OF ACTON 2018 ELECTION CALENDAR

Annual Town Election is Tuesday, March 27, 2018

Annual Town Meeting is Monday, April 2, 2018

Last day to obtain nomination papers February 2, 2018

Last day to file nomination papers with Board of Registrars February 20, 2018

Last day to object / withdraw February 22, 2018

Last day to register voters March 7, 2018

Last day to post town warrant March 13, 2018

TOWN OFFICIALS TO BE ELECTED IN 2018 - TERM OF OFFICE

Moderator

1 Member - 1 year term

Acton Board of Selectmen

1 Member - 3 year term

School Committee

3 Members - 3 year term

Trustees Memorial Library

1 Member - 3 year term

Acton Housing Authority

1 Member - 5 years

Water Supply District of Acton

1 Moderator - 3 year term

1 Commissioner - 3 year term

TRUSTEES - TO BE ELECTED AT ANNUAL TOWN MEETING MUST BE NOMINATED AT TOWN MEETING

Temporary Moderator

1 Member - 1 year term

Trustees, West Acton Citizen's Library

2 Member - 3 year term

Trustees, Charlotte Goodnow Fund

1 Members - 3 year term

Trustees, Elizabeth White Fund

1 Member- 3 year term

Trustees, New Fireman's Relief Fund Acton

1 Member- 3 year term



Acton-Boxborough Regional School District
2017-2018 Family Learning Series

December 14, 2017

Breaking The Negative Math Cycle

with Tracy Johnston Zager

Math is routinely at the bottom of people's lists when asked, "What was your favorite subject in school?" Tragically, though, what most of us experienced in math class has very little to do with mathematics as it's actually practiced by mathematicians. In this Family Learning Session, Tracy Johnston Zager, author of *Becoming the Math Teacher You Wish You'd Had: Ideas and Strategies from Vibrant Classrooms*, will help us understand the gap between math class and mathematics, with a focus on what we can do to close it. If teachers can make math class more like real mathematics--infused with inquiry, curiosity, creativity, delight, and perseverance--we can help new generations of students know and love mathematics. It's essential family members understand and support this effort so we're all working toward the same goals. On December 14, we'll explore ideas about math education together and maybe even play with some mathematics in a safe, no-risk setting. You never know...you might just find your personal associations with math shifting too!

7:00-8:30 PM | Parker Damon Building Library



After many years in adult education in a wide range of grade levels and urban, suburban, and rural schools, Tracy began extensive field research for *Becoming the Math Teacher You Wish You'd Had: Ideas and Strategies from Vibrant Classrooms*. She now splits her time between editing mathematics and science professional development books for Stenhouse Publishers and working with the teachers and students of Rollinsford Grade School as a K-6 mathematics coach. Tracy is regularly invited to present at major conferences in mathematics education.

Supported by the ABRSD PTOs, PTF, and PTSOs, AB Special Education Parent Advisory Council, Danny's PPlace Youth Services and AB United Way



2017-2018 ABRSD Family Learning Series

Building Resilience: Mindset, Mindfulness & Movement

For parents/caregivers and community members



Resilient Schools: Helping School Communities Manage Stress and Learn Lifelong Resiliency Skills

Rana Chudnofsky, Ed.M.

9.12.17 ABRHS Auditorium 7-8:30PM



Robert Evans, Ed.D.

Executive Director
The Human Relations Service
Wellesley, MA

Raising Resilient Children in Challenging Times

Robert Evans, Ed.D


10.11.17 JH Auditorium 7-8:30 PM



What Parents and Caregivers Can Do to Nurture Lifetime Readers

Steven Layne, Ed.D

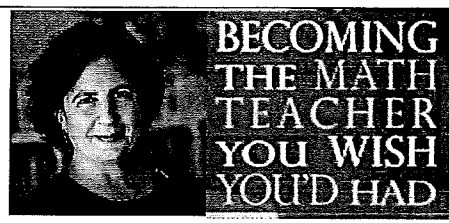
11.7.17 ABRHS Auditorium 7-8:30 PM



REBOUND: The Chris Herren Story

Chris Herren

11.20.17 ABRHS Auditorium 7-8:30 PM



Mathematics and Mindset

Tracy Johnston Zager


12.14.17 ABRHS Auditorium 7-8:30 PM



Attunement & Somatic Regulation: A Body Based Approach Toward Increasing Understanding & Resilience

Heather Finn, LICSW

2.6.18 ABRHS Auditorium 7-8:30 PM



The Missing Medicine: Listening as a Practice in Healing & Transformation

Andrew Forsthoefel

Students grades 9-12 welcome to attend
3.7.18 IH Auditorium 7-8:30 PM



DR. ANTHONY RAO

Movement

Anthony Rao, PhD

4.10.18 ABRHS Auditorium 7-8:30 PM



Perfectionism

Lisa Coyne, PhD

May TBD ABRHS Auditorium 7-8:30 PM
Students grades 6-12 welcome to attend

Supported by the ABRSD, ABRSD PTOs, PTF, and PTSOs, AB Special Education Parent Advisory Council, Danny's Place Youth Services, and AB United Way

Please visit <http://www.abschools.org/families/family-learning> for more information and to confirm locations.